

29. Grácia Kupa

Soroksári Sportcsarnok, Budapest, Sportcsarnok utca 2, 1237

EVENT ID:17611

CAT 2 SENIOR All Around

Rank	Country	Name / Club	Year	○				●				🔪				Score
				D	E	A	P	D	E	A	P	D	E	A	P	
1.		IVANOVA Anastasija <i>Latvia</i>	2008	25.4 (1)				-				26.75 (1)				52.15
				11.30	6.95	7.15	0.00					13.10	6.65	7.00	0.00	
2.		VÍGH Panna <i>Csepel RG Klub</i>	2008	-				21.25 (1)				22.9 (2)				44.15
								9.10	5.35	6.80	0.00	9.60	6.40	6.90	0.00	
3.		MAJSZIN Nikolett <i>Csepel RG Klub</i>	2008	20.4 (2)				-				19.95 (3)				40.35
				7.90	6.15	6.35	0.00					8.10	5.60	6.25	0.00	
4.		ORTELLI Nóra <i>KTC-Vuelta SE</i>	2008	-				19.9 (2)				19.75 (4)				39.65
								7.20	6.10	6.60	0.00	7.50	5.70	6.55	0.00	
5.		NAGY Szamira <i>GRACIA FAIR SE</i>	2008	18.1 (3)				17.4 (3)				-				35.5
				6.30	5.40	6.40	0.00	6.00	4.95	6.45	0.00					

CAT 3 All Around

Rank	Country	Name / Club	Year	U				○				Score
				D	E	A	P	D	E	A	P	
1.		KÓNYA Eliza <i>Dél-Budai SC</i>	2011	17.1 (1)				15.8 (1)				32.9
				3.30	6.55	7.25	0.00	3.70	5.75	6.35	0.00	

CAT 3 JUNIOR 2010 All Around




Rank	Country	Name / Club	Year	○				●				🔪				Score
				D	E	A	P	D	E	A	P	D	E	A	P	
1.		HAJNAL Lívía <i>GRACIA FAIR SE</i>	2010	-				16.2 (1)				13.6 (1)				29.8
								5.10	5.00	6.10	0.00	3.30	4.40	5.90	0.00	
2.		HERCZEG Hanga <i>Dél-Budai SC</i>	2010	13.65 (1)				12.45 (2)				-				26.1
				2.80	5.05	5.80	0.00	2.40	4.35	5.70	0.00					

CAT 2 2011 All Around









Rank	Country	Name / Club	Year	U				○				●				🔪				Score
				D	E	A	P	D	E	A	P	D	E	A	P	D	E	A	P	
1.		BÍRÓ Boglárka <i>Csepel RG Klub</i>	2011	-				18.9 (1)				18.35 (1)				-				37.25
								7.30	5.10	6.50	0.00	6.70	5.35	6.30	0.00					
2.		BALÁZS Kitti <i>Dél-Budai SC</i>	2011	18.9 (1)				-				17.55 (2)				-				36.45
				5.00	6.65	7.25	0.00					5.20	5.70	6.65	0.00					
3.		PAPUKASHVILI Kato <i>UGGF</i>	2011	-				17.8 (2)				-				17.7 (1)				35.5
								4.90	6.15	6.75	0.00					4.30	6.55	6.85	0.00	

CAT 2 JUNIOR All Around







Rank	Country	Name / Club	Year	●				🔪				Score
				D	E	A	P	D	E	A	P	

				D	E	A	P	D	E	A	P	
1.		FJODOROVA Milana <i>Latvia</i>	2010	20.5 (2)				19.4 (1)				39.9
				8.00	5.95	6.55	0.00	7.00	5.85	6.55	0.00	
2.		VÖLGYESI Petra <i>Csepel RG Klub</i>	2010	20.4 (3)				18.95 (2)				39.35
				7.30	6.20	6.90	0.00	6.50	5.85	6.60	0.00	
3.		HOLLÓSI Nóra <i>Dél-Budai SC</i>	2010	22 (1)				16.7 (3)				38.7
				8.50	6.55	6.95	0.00	5.10	5.35	6.25	0.00	




CAT 2 JUNIOR 2009 All Around

Rank	Country	Name / Club	Year																	Score
				D	E	A	P	D	E	A	P	D	E	A	P	D	E	A	P	
1.		SKVORCOVA Anastasija <i>Latvia</i>	2009	23.25 (1)				25.95 (1)				-				-				49.2
				9.80	6.70	6.75	0.00	11.90	6.95	7.10	0.00									
2.		SZÉLES Vaszilisa <i>GRACIA FAIR SE</i>	2009	-				21.15 (2)				19.35 (1)				-				40.5
								8.70	5.60	6.85	0.00	6.90	5.75	6.70	0.00					
3.		SZABÓ Zsófia Dorottya <i>GRACIA FAIR SE</i>	2009	-				19.7 (3)				-				18.75 (1)				38.45
								6.40	6.30	7.00	0.00					6.50	5.60	6.65	0.00	
4.		MÓZER Janka <i>SZTK</i>	2009	18.15 (2)				-				-				16.2 (2)				34.35
				6.50	5.30	6.35	0.00									5.10	4.95	6.15	0.00	




CAT 2 CHILDREN 2014 All Around

Rank	Country	Name / Club	Year													Score
				D	E	A	P	D	E	A	P	D	E	A	P	
1.		LAIDLAW Milana <i>RUS RG Sport</i>	2014	17.75 (1)				-				16 (1)				33.75
				3.80	6.90	7.05	0.00					3.80	5.85	6.35	0.00	
2.		TOLDI Lotti <i>Pécsi RGSE</i>	2014	16.7 (2)				15 (1)				-				31.7
				3.40	6.55	6.75	0.00	4.60	4.65	5.75	0.00					
3.		FARAGÓ Benedetta <i>RUS RG Sport</i>	2014	15.55 (4)				-				15.4 (2)				30.95
				2.80	5.80	6.95	0.00					3.70	5.60	6.10	0.00	
4.		KAPUSZTA Alíz <i>GRACIA FAIR SE</i>	2014	15.85 (3)				-				-				15.85
				2.80	6.30	6.75	0.00									
5.		TREBA KOVÁCS Emma <i>GRACIA FAIR SE</i>	2014	15.3 (5)				-				-				15.3
				2.50	6.25	6.55	0.00									
6.		NAGY Olívia <i>GRACIA FAIR SE</i>	2014	14.45 (6)				-				-				14.45
				2.45	6.50	5.50	0.00									

CAT 2 2013 All Around

Rank	Country	Name / Club	Year									Score
				D	E	A	P	D	E	A	P	
1.		WÁGNER Zoé <i>Limes SE</i>	2013	16.2 (1)				14.75 (1)				30.95
				2.90	6.45	6.85	0.00	3.30	5.40	6.05	0.00	

CAT 2 2012 All Around

Rank	Country	Name / Club	Year													Score
				D	E	A	P	D	E	A	P	D	E	A	P	
1.		GASPARICS Mónika	2012	17.65				17.8				-				35.45

		Csepel RG Klub		(2)				(2)								
				5.60	5.95	6.10	0.00	5.80	5.75	6.25	0.00					
2.		LAJKÓ Liza Anna GRACIA FAIR SE	2012	17.6 (3)				-				17.85 (1)				35.45
				5.10	5.90	6.60	0.00					5.10	6.10	6.65	0.00	
3.		DUDOK Nóra Csepel RG Klub	2012	16.95 (4)				18.4 (1)				-				35.35
				5.00	5.50	6.45	0.00	5.20	6.45	6.75	0.00					
4.		NAGY Rebeka GRACIA FAIR SE	2012	17.7 (1)				14.35 (3)				-				32.05
				5.50	5.85	6.35	0.00	4.40	4.25	5.70	0.00					

CAT 1 PRE-JUNIOR 2012 All Around

Rank	Country	Name / Club	Year													Score
				D	E	A	P	D	E	A	P	D	E	A	P	
1.		HANGAY Lilla GRACIA FAIR SE	2012	22.5 (1)				-				25.85 (1)				48.35
				8.80	6.65	7.05	0.00					10.00	8.15	7.70	0.00	
2.		PULUGOR Aténa Csepel RG Klub	2012	21.45 (3)				23.9 (1)				-				45.35
				7.90	6.80	6.75	0.00	9.30	7.35	7.25	0.00					
3.		PÉTER Szofi Pécsi RGSE	2012	21.6 (2)				-				19.6 (2)				41.2
				7.60	6.85	7.15	0.00					6.30	6.45	6.85	0.00	

CAT 1 JUNIOR All Around

Rank	Country	Name / Club	Year													Score
				D	E	A	P	D	E	A	P	D	E	A	P	
1.		NIKOLIĆ Maša Ritam	2010	26.85 (1)				27.6 (1)				-				54.45
				11.50	7.65	7.70	0.00	12.10	7.85	7.65	0.00					
2.		KOSTENKO Yelizaveta UKS Irina Warsaw	2010	24.45 (2)				-				23.5 (1)				47.95
				9.70	7.45	7.30	0.00					9.00	7.05	7.45	0.00	
3.		VARGA Veronika GRACIA FAIR SE	2010	20.25 (3)				-				21.25 (2)				41.5
				7.20	6.10	6.95	0.00					8.20	6.00	7.05	0.00	
4.		LOVAS Petra Zoé SZTK	2010	14.2 (4)				21.45 (2)				-				35.65
				5.80	4.00	4.70	0.30	8.10	6.30	7.05	0.00					

CAT 1 JUNIOR All Around

Rank	Country	Name / Club	Year																	Score
				D	E	A	P	D	E	A	P	D	E	A	P	D	E	A	P	
1.		SERGIENKO Nadezhda RUS RG Sport	2009	21.15 (1)				-				22 (1)				-				43.15
				8.20	6.45	6.50	0.00					9.50	5.85	6.65	0.00					
2.		TOŠIĆ Ema Ritam	2009	-				21.35 (1)				-				20.9 (1)				42.25
								7.90	6.50	6.95	0.00					7.40	6.45	7.05	0.00	

CAT 1 SENIOR All Around

Rank	Country	Name / Club	Year													Score
				D	E	A	P	D	E	A	P	D	E	A	P	
1.		MAŽIBRADA Andela Ritam	2003	27.35 (1)				-				24.95 (1)				52.3
				12.50	7.45	7.40	0.00					10.30	7.45	7.20	0.00	
2.		TÓTH Anna Csepel RG Klub	2007	24.9 (3)				24.45 (1)				-				49.35
				12.00	6.35	6.55	0.00	11.50	6.35	6.60	0.00					

3.		SZOLNOKI Melinda GRACIA FAIR SE	2008	25.95 (2)				-				22.25 (2)				48.2
				11.70	7.20	7.05	0.00					9.50	5.95	6.80	0.00	
4.		POTOCZKI Patrícia SZTK	2002	-				24.45 (2)				21.55 (4)				46
								10.70	6.75	7.00	0.00	8.40	6.55	6.60	0.00	
5.		RIZEA Patrícia Derika SZTK	2003	20.75 (4)				-				21.6 (3)				42.35
				8.60	5.80	6.65	0.30					9.10	5.80	6.70	0.00	

FIG JUNIOR All Around

Rank	Country	Name / Club	Year																	Score
				D	E	A	P	D	E	A	P	D	E	A	P	D	E	A	P	
1.		MASLOV Olivia UKS Irina Warsaw	2009	30.35 (1)				29.95 (1)				30.05 (1)				29.2 (1)				119.55
				14.1 0	8.20	8.05	0.00	14.9 0	7.30	7.75	0.00	14.5 0	7.70	7.85	0.00	13.1 0	8.10	8.00	0.00	
2.		MOURÃO Sarah Brazilian Gymnastics Confederation	2010	29.8 (2)				29.5 (2)				28.65 (2)				25.65 (2)				113.6
				13.8 0	8.00	8.00	0.00	13.3 0	8.20	8.00	0.00	12.6 0	8.05	8.00	0.00	10.8 0	7.35	7.50	0.00	
3.		BONCZ Nóra Csepel RG Klub	2010	26.45 (3)				23.2 (10)				25.3 (4)				24.45 (4)				99.4
				11.8 0	7.25	7.40	0.00	9.90	6.30	7.00	0.00	10.4 0	7.35	7.55	0.00	10.6 0	6.50	7.35	0.00	
4.		NEUKIRCHNER Zoé Pécsi RGSE	2009	25 (5)				25.5 (5)				24.45 (7)				22.4 (8)				97.35
				11.3 0	6.95	6.75	0.00	11.3 0	7.30	6.90	0.00	10.3 0	7.00	7.15	0.00	9.60	6.50	6.80	0.50	
5.		LIM Kaen Singapore Gymnastics	2009	24.7 (7)				25.15 (6)				24.95 (5)				22.25 (9)				97.05
				10.2 0	7.50	7.00	0.00	10.8 0	7.40	6.95	0.00	11.0 0	6.75	7.20	0.00	8.80	6.50	6.95	0.00	
6.		CHEW Thea Singapore Gymnastics	2009	24.05 (9)				23.95 (9)				23.7 (10)				24.9 (3)				96.6
				11.1 0	6.35	7.20	0.60	9.70	7.35	6.90	0.00	9.90	6.60	7.20	0.00	10.2 0	7.35	7.35	0.00	
7.		ÖRVENDI Regina Csepel RG Klub	2010	24.6 (8)				26.25 (4)				23.55 (11)				21.75 (11)				96.15
				10.9 0	6.55	7.45	0.30	11.4 0	7.25	7.60	0.00	9.20	6.95	7.40	0.00	8.50	6.45	6.80	0.00	
8.		YET Mirabelle Yu Chelle Singapore Gymnastics	2009	25 (4)				24 (8)				23.4 (12)				22.95 (6)				95.35
				10.6 0	7.40	7.00	0.00	9.90	7.25	6.85	0.00	9.70	6.75	6.95	0.00	9.70	6.50	6.75	0.00	
9.		MONTEIRO Agatha Brazilian Gymnastics Confederation	2010	24.9 (6)				22.7 (12)				22.95 (13)				24.4 (5)				94.95
				11.1 0	7.05	6.75	0.00	9.60	6.70	6.70	0.30	9.00	6.75	7.20	0.00	9.50	7.30	7.60	0.00	
10.		ÖTVÖS Laura Léna GRACIA FAIR SE	2010	21.75 (13)				27.1 (3)				25.85 (3)				19.5 (14)				94.2
				9.90	5.65	6.50	0.30	12.2 0	7.50	7.40	0.00	11.5 0	6.95	7.40	0.00	7.80	5.85	5.85	0.00	
11.		BEN MERGY Lir Irony Holon	2010	23.6 (10)				22.8 (11)				24 (8)				21.85 (10)				92.25
				10.5 0	6.35	6.75	0.00	9.30	6.65	6.85	0.00	9.70	7.20	7.10	0.00	8.90	6.15	6.80	0.00	
12.		DADOSH Maor Irony Holon	2009	22.05 (12)				24.1 (7)				24.95 (6)				20.05 (13)				91.15
				8.70	6.30	7.05	0.00	10.2 0	6.65	7.25	0.00	10.0 0	7.45	7.50	0.00	7.20	5.85	7.00	0.00	
13.		LEE Kah Xin Kate Singapore Gymnastics	2009	22.35 (11)				20.45 (14)				23.8 (9)				22.5 (7)				89.1
				10.1 0	6.25	6.60	0.60	8.50	5.65	6.60	0.30	9.40	7.30	7.10	0.00	9.40	6.10	7.00	0.00	
14.		MIROTADZE Marta UGGF	2009	21.4 (14)				21.1 (13)				22.75 (14)				21.2 (12)				86.45
				9.10	5.70	6.60	0.00	8.10	6.60	6.70	0.30	8.50	7.15	7.10	0.00	7.70	6.70	6.80	0.00	

FIG SENIOR All Around

--	--	--	--	--	--	--	--	--	--	--	--	--	--	--	--	--	--	--	--	--	--






Rank	Country	Name / Club	Year																	Score
				D	E	A	P	D	E	A	P	D	E	A	P	D	E	A	P	
1.		MANDELGEIM Yuval <i>Irony Holon</i>	2007	28.4 (1)				27.6 (4)				27.7 (4)				25.05 (6)				108.75
				13.6 0	7.35	7.45	0.00	12.7 0	7.25	7.65	0.00	11.8 0	7.95	7.95	0.00	10.8 0	6.80	7.45	0.00	
2.		PAVLENKO Patricija <i>Latvia</i>	2006	24.95 (12)				29.6 (1)				28.6 (2)				24.15 (7)				107.3
				12.2 0	6.35	7.00	0.60	14.7 0	7.25	7.65	0.00	14.4 0	7.00	7.20	0.00	10.4 0	6.45	7.30	0.00	
3.		KARPOVIČA Zlata <i>Latvia</i>	2006	25.95 (9)				26.95 (6)				28.1 (3)				25.7 (3)				106.7
				13.1 0	6.30	6.85	0.30	13.0 0	7.00	6.95	0.00	14.4 0	6.80	6.90	0.00	11.7 0	7.05	6.95	0.00	
4.		DINIZ Renata <i>Brazilian Gymnastics Confederation</i>	2008	24.35 (14)				26.45 (9)				29.55 (1)				26.1 (2)				106.45
				12.1 0	5.80	7.05	0.60	12.7 0	6.65	7.10	0.00	14.0 0	7.60	7.95	0.00	12.3 0	6.60	7.20	0.00	
5.		MIRONSKAYAYA Dina <i>TV Wien-Mariahilf</i>	2007	26.1 (7)				25.25 (13)				27.65 (5)				26.4 (1)				105.4
				11.2 0	7.55	7.35	0.00	11.3 0	6.55	7.40	0.00	12.9 0	7.30	7.45	0.00	12.4 0	6.65	7.35	0.00	
6.		TRASPADINI Luiza <i>Brazilian Gymnastics Confederation</i>	2007	27.2 (2)				26.4 (10)				25.95 (12)				25.3 (5)				104.85
				11.7 0	7.85	7.65	0.00	11.4 0	7.35	7.65	0.00	11.0 0	7.50	7.45	0.00	10.6 0	7.20	7.50	0.00	
7.		ANG Pebyl Jing Ya <i>Singapore Gymnastics</i>	2007	26.4 (5)				28.2 (2)				26.85 (6)				22.5 (11)				103.95
				13.0 0	6.55	6.85	0.00	13.5 0	7.35	7.35	0.00	12.9 0	6.90	7.05	0.00	9.30	6.25	6.95	0.00	
8.		TAN Sophia Shyan En <i>Singapore Gymnastics</i>	2008	26.1 (8)				28.1 (3)				26.05 (10)				23.65 (8)				103.9
				12.2 0	6.70	7.20	0.00	13.5 0	7.35	7.25	0.00	11.7 0	7.15	7.20	0.00	9.80	7.00	6.85	0.00	
9.		MIRONSKAYA Arina <i>TV Wien-Mariahilf</i>	2007	26.45 (4)				26.55 (8)				25.4 (13)				25.45 (4)				103.85
				11.7 0	7.40	7.35	0.00	12.0 0	6.85	7.70	0.00	11.2 0	6.90	7.30	0.00	10.6 0	7.40	7.45	0.00	
10.		MANSY Farida <i>Alexandria sporting club</i>	2008	24.7 (13)				26.1 (11)				26.3 (8)				23.55 (9)				100.65
				10.1 0	7.30	7.30	0.00	11.2 0	7.40	7.50	0.00	11.5 0	7.25	7.55	0.00	10.3 0	6.15	7.10	0.00	
11.		TEO Maeve Yuumi <i>Singapore Gymnastics</i>	2007	26.9 (3)				24.35 (14)				26 (11)				21.75 (14)				99
				12.6 0	7.00	7.30	0.00	10.5 0	6.40	7.45	0.00	11.5 0	7.45	7.05	0.00	8.60	6.45	6.70	0.00	
12.		TAN Megan Jiahui <i>Singapore Gymnastics</i>	2008	24.95 (11)				26.6 (7)				24.8 (14)				22.4 (12)				98.75
				10.8 0	7.30	6.85	0.00	12.4 0	7.05	7.15	0.00	12.1 0	5.75	6.95	0.00	10.0 0	5.65	6.75	0.00	
13.		KIRPICHNIKOVA Alexandra <i>TV Nellingen Stuttgart</i>	2007	25.4 (10)				25.6 (12)				23.45 (15)				23.35 (10)				97.8
				11.4 0	7.20	6.80	0.00	11.3 0	6.90	7.40	0.00	10.0 0	6.60	6.85	0.00	9.00	7.00	7.35	0.00	
14.		LISBOA Leticia <i>Brazilian Gymnastics Confederation</i>	2008	26.25 (6)				22.05 (15)				26.2 (9)				21.95 (13)				96.45
				11.6 0	7.20	7.45	0.00	8.60	6.15	7.30	0.00	11.3 0	7.65	7.25	0.00	8.40	6.55	7.00	0.00	
15.		TOLEDO Ana <i>Brazilian Gymnastics Confederation</i>	2006	21.05 (15)				26.95 (5)				26.85 (7)				21.35 (15)				96.2
				9.70	5.25	6.40	0.30	11.5 0	7.60	7.85	0.00	11.2 0	7.70	7.95	0.00	8.30	5.95	7.10	0.00	

NON-FIG SENIOR GROUP All Around






Rank	Country	Name / Club	Year	5				5				5				5				Score
				D	E	A	P	D	E	A	P	D	E	A	P	D	E	A	P	
1.		Csepel Felnőtt BLENDEA Réka, BEDNANICS Dóra, ÖRVENDI Rebeka, BARÁTH Alexa, MUNKÁCSI Lívía <i>Csepel RG Klub</i>	2008	-				22.4 (1)				-				20.15 (1)				42.55
								11.0 0	5.15	6.25	0.00					9.60	4.60	5.95	0.00	

2.		ŠK ŠOG Nitra NESTEROVA Viktoria, KVAKOVA Sofia, HOLOVAN Sofia, VASIGOVA Noemi, POVSTIANKO Anna, GRONOVA Terezia <i>ŠK ŠOG Nitra</i>	-	12.55 (1)				-				13.45 (1)				-	26
				5.10	3.10	4.95	0.60					5.90	3.40	4.75	0.60		




Children All Around

Rank	Country	Name / Club	Year	5 				5 				Score
				D	E	A	P	D	E	A	P	
1.		Csepel gyerek csapat VÖLGYESI Noémi, SZILVÁSI Kátya, NAGY Enikő, PLAUSIN Katalin, ÖRÉ Zara <i>Csepel RG Klub</i>	2014	18.65 (1)				19.9 (1)				38.55
				6.70	5.75	6.20	0.00	7.60	6.30	6.00	0.00	
2.		Pécsi RGSE JOVÁNOVICS Alina, HORVÁTH Csenge, CZEGLÉDI Emma, HEFNER Laura, GYARMATI Júlia, MIKLÓS Dorina <i>Pécsi RGSE</i>	2014	13.5 (2)				15.65 (2)				29.15
				4.50	3.40	5.60	0.00	5.80	4.50	5.35	0.00	
3.		LIMES children (WÁGNER Zoé, KRIZ Nina, MOHAI Bianka, VINCZE Dorina, BÚS-CZIMBOR Boglárka, SZÖLLŐSI Kata) <i>Limes SE</i>	2014	12.95 (3)				8.5 (3)				21.45
				4.90	3.60	4.45	0.00	3.60	1.85	4.85	1.80	



PRE-JUNIOR GROUP All Around

Rank	Country	Name / Club	Year	5 				5 				Score
				D	E	A	P	D	E	A	P	
1.		ŠK ŠOG Nitra HULLOVA Laura, HULLOVA Lujza, FILIPEKOVA Ema, KOVACOVA Karolina, MANCOVA Nina, KRNACOVA Adela <i>ŠK ŠOG Nitra</i>	-	20 (1)				21.7 (1)				41.7
				8.80	5.25	6.55	0.60	9.30	5.75	6.65	0.00	
2.		Csepel serdülő DUDOK Nóra, GASPARICS Mónika, SZEMÁN Zoé, KARABA Nóra, BÍRÓ Boglárka <i>Csepel RG Klub</i>	2012	18.15 (2)				16.35 (2)				34.5
				7.90	4.35	5.90	0.00	6.60	3.95	6.10	0.30	
3.		Pécsi RGSE NAGY Liliróza, CSONTOS Lara, MAKKOS Eszter, MANDEL Eszter, JOVÁNOVICS Míra <i>Pécsi RGSE</i>	2012	16.8 (3)				15.65 (3)				32.45
				6.60	4.70	5.80	0.30	5.70	4.25	5.70	0.00	

NON-FIG JUNIOR GROUP All Around

Rank	Country	Name / Club	Year	5 				5 				Score
				D	E	A	P	D	E	A	P	
1.		ŠK ŠOG Nitra ŠOŠKOVA Paula, VRABELOVA Vivien, SKACANOVA Sophia, BABCANIKOVA Sofia, ZIAKOVA Timea <i>ŠK ŠOG Nitra</i>	2011	13.45 (1)				21.25 (1)				34.7
				5.80	3.40	4.85	0.60	9.00	6.20	6.05	0.00	

CAT 0 2015-2. All Around

Rank	Country	Name / Club	Year									Score
				D	E	A	P	D	E	A	P	
1.		LAKATOS Milla	2015	18.75				21.25				40

Rank	Country	Name / Club	Year	(3)				(1)				Score
				D	E	A	P	D	E	A	P	
		RUS RG Sport		4.00	7.55	7.20	0.00	6.90	7.25	7.10	0.00	
2.		AGATICS Lili Dél-Budai SC	2015	19.15 (1)				18.65 (3)				37.8
				3.95	7.95	7.25	0.00	5.00	6.95	6.70	0.00	
3.		RUZSINSZKI Szonja Dél-Budai SC	2015	18.85 (2)				18.5 (4)				37.35
				3.85	7.85	7.15	0.00	4.30	7.20	7.00	0.00	
4.		SKHULUKHIA Elisabed UGGF	2015	18.65 (4)				18.7 (2)				37.35
				3.70	7.60	7.35	0.00	5.10	6.55	7.05	0.00	
5.		TÓTH Kiara Pécsi RGSE	2015	18.4 (5)				17.55 (6)				35.95
				3.40	7.75	7.25	0.00	3.90	7.00	6.65	0.00	
6.		CSORTOS Léna Pécsi RGSE	2015	17.95 (7)				17.8 (5)				35.75
				3.30	7.50	7.15	0.00	3.70	7.00	7.10	0.00	
7.		SÓBER Natália GRACIA FAIR SE	2015	17.8 (8)				15.85 (7)				33.65
				3.70	6.75	7.35	0.00	4.50	5.15	6.20	0.00	
8.		LACHMANN LENKE HEIDI Lenke Heidi GRACIA FAIR SE	2015	18.25 (6)				15.35 (8)				33.6
				4.05	7.15	7.05	0.00	3.60	5.55	6.20	0.00	

CAT 0 2015-1. All Around

Rank	Country	Name / Club	Year	□				Score
				D	E	A	P	
1.		KOZÁK Natasa GRACIA FAIR SE	2015	17.6 (1)				17.6
				3.85	7.00	6.75	0.00	
2.		MANDEL Adél Pécsi RGSE	2015	16.55 (2)				16.55
				2.55	6.95	7.05	0.00	
3.		ILLÉS Elena Pécsi RGSE	2015	16.1 (3)				16.1
				2.75	6.35	7.00	0.00	
4.		VÖRÖS Laura Natasa Pecsi RGSE	2015	15.25 (4)				15.25
				2.70	6.00	6.55	0.00	

CAT 0 2016-2. All Around

Rank	Country	Name / Club	Year	□				○				Score
				D	E	A	P	D	E	A	P	
1.		KONKOLY-TEGE Hanna Pécsi RGSE	2016	18.75 (2)				17.9 (1)				36.65
				3.55	7.65	7.55	0.00	4.30	7.15	6.45	0.00	
2.		RAMIREZ-VÁGÓ Zaya RUS RG Sport	2016	19.4 (1)				14.15 (3)				33.55
				4.05	7.30	8.05	0.00	2.70	5.50	5.95	0.00	
3.		SÓBER Emília GRACIA FAIR SE	2016	17.6 (3)				15.1 (2)				32.7
				3.85	6.55	7.20	0.00	3.60	5.15	6.35	0.00	

CAT 0-2016-1. All Around

Rank	Country	Name / Club	Year	□				Score
				D	E	A	P	
1.		DRÁVAVÖLGYI Lili Pécsi RGSE	2016	16.55 (1)				16.55
				2.75	6.70	7.10	0.00	
2.		DINYA Hanna Pécsi RGSE	2016	16.35 (2)				16.35
				2.70	6.60	7.05	0.00	
3.		BORBÉLY Zselyke	2016	16.05				16.05

		Pécsi RGSE		(3)				
				2.30	6.70	7.05	0.00	
4.		COPEK Dorina Csepel RG Klub	2016	14.85 (4)				14.85
				2.05	5.95	6.85	0.00	
5.		MÁY Lara Pécsi RGSE	2016	14.45 (5)				14.45
				1.80	6.15	6.50	0.00	

CAT 1 CHILDREN 2014 All Around

Rank	Country	Name / Club	Year									Score
				D	E	A	P	D	E	A	P	
1.		KRISTÓF Szinta Déva Pécsi RGSE	2014	21.9 (1)				19.6 (1)				41.5
				7.50	7.25	7.15	0.00	5.80	6.65	7.15	0.00	
2.		VÖLGYESI Noémi Csepel RG Klub	2014	20.8 (2)				19.5 (2)				40.3
				7.20	6.65	6.95	0.00	6.00	6.50	7.00	0.00	

CAT 1 CHILDREN 2013 All Around

Rank	Country	Name / Club	Year													Score
				D	E	A	P	D	E	A	P	D	E	A	P	
1.		ZEDELASHVILI Elene UGGF	2013	-				27.15 (1)				25.5 (1)				52.65
								11.40	7.70	8.05	0.00	10.10	7.55	7.85	0.00	
2.		FRIKK Fanni GRACIA FAIR SE	2013	22.65 (1)				23.95 (2)				-				46.6
				7.90	7.15	7.60	0.00	8.90	7.45	7.60	0.00					
3.		TÓTH Szófia GRACIA FAIR SE	2013	22.15 (2)				21.45 (3)				-				43.6
				7.70	7.10	7.35	0.00	8.00	6.55	6.90	0.00					
4.		NAGY Enikő Csepel RG Klub	2013	22.05 (3)				20.95 (5)				-				43
				7.70	6.80	7.55	0.00	7.00	6.80	7.15	0.00					
5.		TURÓCZI Emma Róza GRACIA FAIR SE	2013	21.4 (4)				21.2 (4)				-				42.6
				7.40	6.75	7.25	0.00	7.30	6.65	7.25	0.00					
6.		RÉTHÁTI Dorina Pécsi RGSE	2013	19.9 (5)				20.95 (6)				-				40.85
				6.40	6.35	7.15	0.00	7.20	6.60	7.15	0.00					
7.		SZILVÁSI Kátya Csepel RG Klub	2013	17.15 (6)				18.35 (8)				-				35.5
				4.80	5.65	6.70	0.00	5.30	6.40	6.65	0.00					
8.		BRIESKORN Elisabeth RUS RG Sport	2013	-				18.75 (7)				16.45 (2)				35.2
								6.40	5.40	6.95	0.00	4.80	4.95	6.70	0.00	

CAT 1 All Around

Rank	Country	Name / Club	Year																	Score
				D	E	A	P	D	E	A	P	D	E	A	P	D	E	A	P	
1.		SARTORI Mariana Brazilian Gymnastics Confederation	2011	-				-				25.95 (1)				25.9 (1)				51.85
								11.90	6.70	7.35	0.00	11.50	7.25	7.15	0.00					
2.		SERRA Laura Brazilian Gymnastics Confederation	2011	-				25.55 (2)				-				24.2 (2)				49.75
								11.50	6.65	7.40	0.00					10.30	6.95	6.95	0.00	
3.		PÉTER Vivien Csepel RG Klub	2011	-				25.6 (1)				-				23.65 (3)				49.25
								10.40	7.85	7.35	0.00					8.90	7.70	7.05	0.00	
4.		ŽUJKO Dušica Ritam	2011	24.1 (1)				-				24.15 (2)				-				48.25

				9.80	7.20	7.10	0.00					9.50	7.65	7.00	0.00					
5.		LAZIĆ Lena <i>Ritam</i>	2011	-				21.75 (3)				-				20.55 (4)				42.3
								7.50	6.85	7.40	0.00					7.20	6.30	7.05	0.00	
6.		GYÓRFFI Nóra <i>RUS RG Sport</i>	2011	21.3 (2)				19.85 (5)				-				-				41.15
				8.30	6.30	6.70	0.00	7.30	6.20	6.35	0.00									
7.		KARABA Nóra <i>Csepel RG Klub</i>	2011	-				20.35 (4)				19.7 (3)				-				40.05
								6.70	6.35	7.30	0.00	6.60	6.35	6.75	0.00					
8.		UGRICA Ana <i>Ritam</i>	2011	20.4 (3)				-				-				17.5 (5)				37.9
				6.30	6.75	7.35	0.00									4.90	5.85	6.75	0.00	
9.		NAGY Odett Anna <i>Pécsi RGSE</i>	2011	19.2 (4)				18.25 (6)				-				-				37.45
				6.00	6.40	6.80	0.00	4.90	6.60	6.75	0.00									